

**+44 (0) 20 8665 0558**

@ [info@chelsea-fusion.com](mailto:info@chelsea-fusion.com)

 [www.chelsea-fusion.com](http://www.chelsea-fusion.com)

**PRODUCT MANUAL**





## FUSION GLASS : COLOUR LAMINATE

Colour laminated glass is very similar to clear laminated glass but with the addition of a coloured interlayer. These allow for a rich palette of colour permutation, ranging from subtle transparent and translucent colours to opaque.

Our Colour Laminates are manufactured using low iron glass as standard although also available in specialist glasses in a variety of body tints (blue, bronze and grey). The type and thickness of the glass will have an effect on the colour chosen.

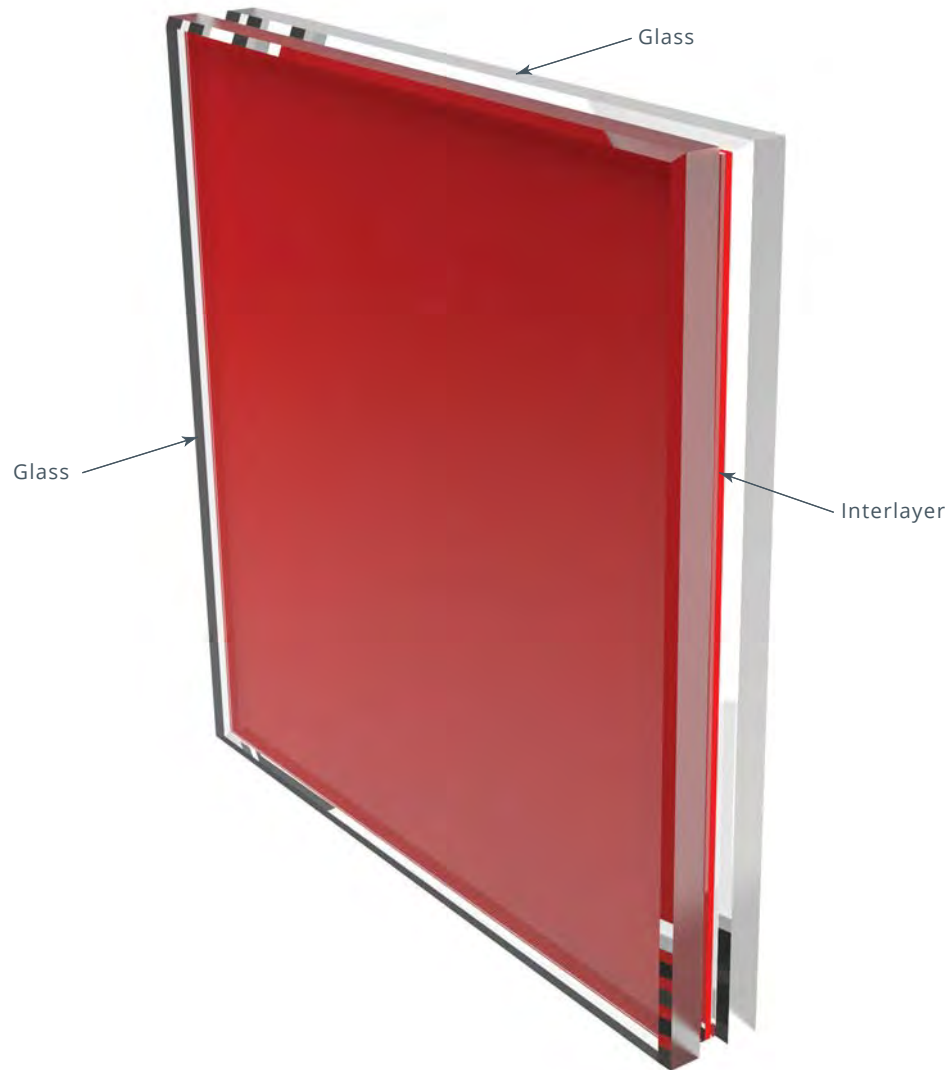
Please see our standard range of colours shown on page 4.

An ideal product for use in structural and decorative applications as the process allows for a wealth of possibilities for a wide range of applications including screens, partitions and cladding.

Laminated glass comprises of two or more layers of glass which are bonded together with an interlayer using heat and pressure. As well as this PVB (polyvinyl butyl) or EVA (ethylene-vinyl acetate) interlayer, other materials such as coloured interlayers, fabrics, metal meshes and digital prints can be included for a myriad of possibilities.

Laminating can also be combined with other decorative glass products and finishes such as kiln forming, sandblasting and colour coating to further enhance the design.

Bespoke processing options include shaping, drill holes, notches, waterjet cutouts and curving the glass to a radius.




RENDERED VISUAL

- SPECIFICATION:** Available as annealed or toughened (tempered) glass to comply with BS EN 12600, BS 6206 Class A or required national safety standard.
- MAX. PANEL SIZE:** 2100mm x 4700mm
- THICKNESS:** 4mm+4mm (nominal overall thickness 10mm)  
6mm+6mm (nominal overall thickness 14mm)  
Also available in a combination of other glass thicknesses.
- GLASS OPTIONS:** Low Iron (crystal clear) - as standard  
Float Glass (slight green tint)  
Mirror Backed  
Body Tinted
- EDGE OPTIONS:** Polished all round (PAR)  
Arrised all round (AAR)  
Ground all round (GAR)
- SURFACE FINISHES:** Clear (standard), sandblast or acid etch.
- APPLIED FINISHES:** Opaque colours or mirror finish can be applied to the rear leaf of the glass.
- PROCESSING OPTIONS:** Shaping, drilled holes, notches, waterjet cutouts.
- TOLERANCES:** +/- 2mm (glass size)
- PLEASE NOTE:** Colour laminate products are not recommended for use in external or wet/damp environments unless fully framed and sealed.

We advise that particular care must be taken to protect the edges of laminated panels against water ingress. Prolonged contact with water can cause the interlayers used in laminating to deteriorate, both in appearance and adhesion. Edges should also be protected from contact with compounds and products containing mineral or vegetable oils and unsuitable glazing compounds such as acid curing silicones.

For more information please refer to our Advice Manual (available on request).

STANDARD COLOUR LAMINATES



SLCW1 WHITE  
(OPAQUE)  
MAX. WIDTH 2100mm



SLCR1  
DEEP RED  
MAX. WIDTH 2100mm



SLCO1  
DARK ORANGE  
MAX. WIDTH 2100mm



SLCY1  
DEEP YELLOW  
MAX. WIDTH 2100mm



SLCG1  
DEEP GREEN  
MAX. WIDTH 2100mm



SLCB1  
DEEP BLUE  
MAX. WIDTH 2100mm




SLCP1  
DEEP PURPLE  
MAX. WIDTH 2100mm



SLCGY1  
DEEP GREY  
MAX. WIDTH 2100mm



SLCBL BLACK  
(OPAQUE)  
MAX. WIDTH 2100mm



SLCW2 WHITE  
(75% OPACITY\*)  
MAX. WIDTH 2100mm



SLCR2  
MID RED  
MAX. WIDTH 2100mm



SLCO2  
DEEP ORANGE  
MAX. WIDTH 2100mm



SLCY2  
MID YELLOW  
MAX. WIDTH 2100mm



SLCG2  
MID GREEN  
MAX. WIDTH 2100mm




SLCB2  
DARK BLUE  
MAX. WIDTH 2100mm



SLCP2  
DARK PURPLE  
MAX. WIDTH 2100mm



SLCGY2  
DARK GREY  
MAX. WIDTH 2100mm



SLCW3 WHITE  
(50% OPACITY\*)  
MAX. WIDTH 2100mm



SLCR3  
BRIGHT RED  
MAX. WIDTH 2100mm



SLCO3  
MID ORANGE  
MAX. WIDTH 2100mm



SLCY3  
BRIGHT YELLOW  
MAX. WIDTH 2100mm



SLCG3  
BRIGHT GREEN  
MAX. WIDTH 2100mm




SLCB3  
BRIGHT BLUE  
MAX. WIDTH 2100mm



SLCP3  
MID PURPLE  
MAX. WIDTH 2100mm



SLCGY3  
MID GREY  
MAX. WIDTH 2100mm



SLCW4 WHITE  
(25% OPACITY\*)  
MAX. WIDTH 2100mm



SLCR4  
LIGHT RED  
MAX. WIDTH 2100mm



SLCO4  
LIGHT ORANGE  
MAX. WIDTH 2100mm



SLCY4  
LIGHT YELLOW  
MAX. WIDTH 2100mm



SLCG4  
LIGHT GREEN  
MAX. WIDTH 2100mm



SLCB4  
LIGHT BLUE  
MAX. WIDTH 2100mm



SLCP4  
LIGHT PURPLE  
MAX. WIDTH 2100mm



SLCGY4  
LIGHT GREY  
MAX. WIDTH 2100mm

Standard samples available. Please call our Sales Team for more information. \*Guideline opacity level only.

## APPLICATIONS

- Cladding
- Partitions
- Features
- Screens
- Balustrades
- Flooring
- Counters
- Furniture
- Signage
- Displays
- Façades
- Sculptures
- Commissions





Image courtesy of Tree Couture





## INTRODUCTION

For over 40 years, Chelsea Artisans & Fusion Glass Designs have developed a creative and commercial approach to the design, manufacture, supply project management and installation of architectural decorative glass.

Many years of experience, extensive technical knowledge and our ability to overcome technical and creative challenges has enabled us to be commissioned on a wide range of major projects in the UK and internationally. The work we have produced is widely admired for both its quality and originality.

## PROCESSING

Chelsea Artisans & Fusion Glass Designs provide a full in-house glass processing service including the processing of float, low iron, mirrored and back-painted glass in 4mm-25mm thicknesses.

## DESIGN

If the standard range of products does not fulfil a project's requirements, our in-house Design Service is available to provide bespoke solutions:

- Colour matching to RAL, Pantone or Dulux Trade references
- Patterns
- Textures
- Full artwork to client's brief.

## SAFETY & STANDARDS

All glass produced by Chelsea Artisans & Fusion Glass Designs:

- Conforms to BS 6206, BSEN 12600 and required international safety glass standards
- Can be combined with fire rated glass to specification
- Can be integrated into insulated/double glazed units.

## INSTALLATION

Chelsea Artisans & Fusion Glass Designs offer a project management and installation service throughout the UK.

## APPLICATIONS

These include but are not limited to the following:

- Cladding
- Partitions
- Screens
- Canopies
- Flooring
- Stair treads
- Balustrades
- Doors
- Signage
- Reception desks
- Furniture
- Features
- Commissions

## DIAMOND SYSTEM

The renowned and unique range of patented products that set the standard for impact resistance and safety using annealed glass. Tested to withstand the severest impact and also to resist explosive blast, Diamond System products also enhance the versatility of glass and provide designers and architects with greater scope to explore new applications.

**DIAMOND DÉCOR®:** Coloured or digitally printed panels.

**DIAMOND DÉCOR® SATINOVO:** Coloured panels with satin acid etched finish to front face.

**DIAMOND MIRROR®:** High quality clear silver or tinted mirror.

**DIAMOND MIRROR® SATINOVO:** High quality clear silver or tinted mirror with satin acid etched finish to front face.

These products can be tailored to clients' requirements:

- Range of surface finishes available
- Cut-outs, drill holes, countersunk holes
- Large panel sizes available
- Impact resistant to BS 6206 Class A and shatterproof
- Full range of polished/anodised/coloured edge trims available.

## FUSION GLASS : KILN FORMED

With an extensive kiln cast glass facility, we are able to provide a wide range of standard and bespoke kiln formed products.

**TEXTURED & PATTERNED:** Glass is heated to form over refractory moulds.

**fbloc®:** Monolithic fused glass block.

**rbloc®:** Fused recycled glass which gives it a rich, organic and crystalline structure.

These products can be tailored to a client's requirements:

- Curved to a radius
- Cut to complex shapes
- Toughened or laminated
- Range of applied surface finishes and colours available.

## FUSION GLASS : SURFACE DECORATION

Surface decoration involves more traditional forms of glass decorating methods. These can be applied to toughened, laminated, kiln formed and curved glass in various effects which can be layered and have colour or mirror applied.

**SANDBLAST:** Effects range from simple frosting and etching to more complex deep-carved 3-dimensional work.

**SCREEN PRINT:** Patterns or graphics printed onto glass in hard wearing UV-resistant frit enamel colours which fuse to the glass through the toughening/tempering process.

## FUSION GLASS : LAMINATE

An ideal product for use in structural, acoustic and decorative applications as the process allows for a wealth of possibilities. As well as the PVB (polyvinyl butyl) or EVA (ethylene-vinyl acetate) interlayer, other materials can be laminated between glass sheets. Our standard range of products include:

**COLOUR LAMINATE:** Opaque & transparent coloured interlayers.

**MESH LAMINATE:** Metal mesh in various colours and patterns.

**FABRIC LAMINATE:** Fabrics in various colours, textures and patterns.

**DIGITAL PRINT LAMINATE:** Digitally printed high-resolution image interlayer.

Processing options:

- Flat sheets
- Curved to a radius
- Annealed or toughened glass of any thickness can be used to create safety glass.

## DIMENSIONS

**DIAMOND DÉCOR® & DIAMOND MIRROR®**

Maximum panel size = 1150mm/1200mm x 3000mm

Thicknesses = 6mm, 8mm, 10mm, 12mm, 15mm, 18mm, 19mm, 25mm

**KILN FORMED SHEET**

Maximum panel size = 3100mm x 2100mm

Thicknesses = 6mm, 8mm, 10mm, 12mm, 15mm, 19mm, 25mm  
(also available as laminates)

**fbloc®**

Maximum panel size = Dependant on glass thickness

Thicknesses = 50mm - 130mm (130mm in fused cast blocks)

**rbloc®**

Maximum panel size = 1200mm x 2000mm

Thicknesses = 20mm, 25mm (additional thicknesses on request)

**SANDBLASTED GLASS**

Maximum panel size = 3210mm x 5500mm

**LAMINATED GLASS**

Maximum panel size = 2100mm x 4700mm

Thicknesses = 10mm, 14mm (additional thicknesses on request)

FOR MORE INFORMATION PLEASE VISIT OUR WEBSITE  
OR CONTACT OUR SALES & TECHNICAL TEAM.